



# Mountain Bike UCI WORLD CUP

## Val di Sole

PRESENTED BY **SHIMANO**

### DOWNHILL 5 Val di Sole (ITA) - 30.07.2010

#### Results

#### Qualifying Round

#### Men

Rank	Nr	UCI Code	NAME / First Name	Team	Split 1	Split 2	Finish	Gap	Pts
1	P 2	GBR19850226	ATHERTON Gee	COM	1:51.98 (1)	2:50.66 (1)	<b>3:21.89</b>		50 Q
2	P 3	NZL19881028	BLINKINSOP Samuel	LPI	1:52.77 (3)	2:52.49 (3)	<b>3:22.70</b>	+00.81	40 Q
3	P 5	USA19871224	GWIN Aaron	YET	1:52.48 (2)	2:52.38 (2)	<b>3:23.10</b>	+01.21	30 Q
4	43	GBR19900323	BRYCELAND Josh	SCB	1:53.49 (5)	2:53.80 (4)	<b>3:24.65</b>	+02.76	25 Q
5	23	RSA19840805	NEETHLING Andrew	TRK	1:52.89 (4)	2:55.15 (6)	<b>3:26.80</b>	+04.91	22 Q
6	P 13	GBR19910920	HART Danny	GFT	1:55.57 (9)	2:56.33 (8)	<b>3:27.30</b>	+05.41	20 Q
7	P 9	FRA19850428	SPAGNOLO Damien	MFT	1:54.94 (7)	2:55.80 (7)	<b>3:27.57</b>	+05.68	18 Q
8	P 12	GBR19840925	BEAUMONT Marc	GTB	1:56.22 (10)	2:56.96 (10)	<b>3:28.09</b>	+06.20	17 Q
9	P 10	NZL19841020	LEOV Justin	TRK	1:56.82 (13)	2:56.89 (9)	<b>3:28.74</b>	+06.85	16 Q
10	P 11	GBR19740617	PEAT Steve	SCB	1:58.04 (17)	2:58.27 (12)	<b>3:28.97</b>	+07.08	15 Q
11	P 4	GBR19880110	FAIRCLOUGH Brendan	MER	1:53.98 (6)	2:57.02 (11)	<b>3:29.57</b>	+07.68	14 Q
12	P 17	CAN19891125	SMITH Steve	MSE	1:57.69 (16)	2:58.54 (14)	<b>3:29.66</b>	+07.77	13 Q
13	P 8	FIN19840419	LEHIKONEN Matti	CRC	1:57.04 (14)	2:58.53 (13)	<b>3:29.97</b>	+08.08	12 Q
14	P 14	AUS19910713	O'CONNOR Shaun	KPB	1:56.66 (11)	2:58.82 (15)	<b>3:30.72</b>	+08.83	11 Q
15	P 1	RSA19811113	MINNAAR Greg	SCB	1:55.17 (8)	2:54.10 (5)	<b>3:31.59</b>	+09.70	10 Q
16	26	FRA19861121	PAYET Florent	BMU	1:57.67 (15)	3:01.24 (16)	<b>3:33.55</b>	+11.66	9 Q
17	24	FRA19791011	PASCAL Mickael		1:59.69 (28)	3:01.94 (19)	<b>3:33.57</b>	+11.68	8 Q
18	42	SWE19880704	WALLNER Robin	SMG	1:58.95 (20)	3:01.85 (17)	<b>3:33.88</b>	+11.99	7 Q
19	21	FRA19840107	CAMELLINI Julien	CRC	1:58.11 (18)	3:02.11 (20)	<b>3:34.04</b>	+12.15	6 Q
20	40	FRA19880416	PAULHAN Romain		1:59.56 (25)	3:02.64 (23)	<b>3:34.17</b>	+12.28	5 Q
21	P 20	USA19860624	STROBEL Luke	MSE	1:59.35 (23)	3:01.91 (18)	<b>3:34.34</b>	+12.45	Q
22	28	GBR19900704	SMITH Joseph	KON	1:59.05 (22)	3:02.55 (22)	<b>3:34.39</b>	+12.50	Q
23	P 18	AUS19831121	HANNAH Michael	GTB	2:00.72 (30)	3:02.81 (25)	<b>3:34.76</b>	+12.87	Q
24	107	USA19860525	BENEDICT Bradley		1:59.65 (27)	3:02.66 (24)	<b>3:34.78</b>	+12.89	Q
25	P 15	GBR19870520	SIMMONDS Matthew	CRC	1:58.48 (19)	3:02.36 (21)	<b>3:34.90</b>	+13.01	Q
26	31	NZL19870418	MASTERS Wyn	KPB	2:00.88 (31)	3:03.01 (26)	<b>3:34.93</b>	+13.04	Q
27	60	CZE19851126	CHARVAT Matej	KTR	1:58.99 (21)	3:03.09 (28)	<b>3:35.35</b>	+13.46	Q
28	105	GBR19930927	BUCHANAN Lewis °	MSE	2:00.53 (29)	3:03.52 (29)	<b>3:35.43</b>	+13.54	Q
29	71	ITA19860315	SUDING Lorenzo		2:00.93 (32)	3:03.08 (27)	<b>3:35.87</b>	+13.98	Q
30	50	ESP19820930	GUARDIA PASCUAL Bernat	MAS	1:59.39 (24)	3:03.95 (30)	<b>3:36.73</b>	+14.84	Q
31	49	FRA19780323	GRACIA Cedric		2:01.61 (35)	3:05.44 (33)	<b>3:37.65</b>	+15.76	Q
32	97	FRA19900423	THIRION Rémi	SMG	2:01.55 (34)	3:05.32 (31)	<b>3:37.90</b>	+16.01	Q
33	52	NZL19920409	BRANNIGAN George °	ANT	2:02.59 (39)	3:06.64 (35)	<b>3:38.98</b>	+17.09	Q
34	89	SUI19851227	BEER Marcel		2:01.86 (36)	3:06.10 (34)	<b>3:39.05</b>	+17.16	Q
35	29	GBR19900212	DALE Sam		2:03.32 (43)	3:06.96 (36)	<b>3:39.14</b>	+17.25	Q
36	66	GBR19881019	BRAYTON Adam		2:05.25 (59)	3:07.32 (38)	<b>3:39.50</b>	+17.61	Q
37	22	NZL19911125	MACDONALD Brook	MSE	2:01.04 (33)	3:07.54 (40)	<b>3:39.58</b>	+17.69	Q
38	39	FRA19841030	RUFFIN Thibaut	CSR	2:02.16 (37)	3:07.06 (37)	<b>3:39.71</b>	+17.82	Q
39	32	NZL19890605	SCOLES Matthew	CPT	2:03.48 (46)	3:07.36 (39)	<b>3:39.86</b>	+17.97	Q
40	218	FRA19931112	OGET Ludovic °	RRT	2:03.08 (41)	3:07.86 (42)	<b>3:40.08</b>	+18.19	Q
41	100	FRA19900704	DI PASQUALE Charly		2:03.66 (47)	3:08.54 (44)	<b>3:40.35</b>	+18.46	Q
42	55	SWE19900108	DERTELL Dennis		2:03.92 (49)	3:07.96 (43)	<b>3:41.56</b>	+19.67	Q
43	59	GBR19880512	THOMAS Richard		2:02.48 (38)	3:07.74 (41)	<b>3:41.60</b>	+19.71	Q
44	116	CZE19880112	MIKULENKA Martin		2:03.25 (42)	3:08.87 (45)	<b>3:41.61</b>	+19.72	Q

Legend: P = Protected

° = Junior

DNF = Did Not Finish - DNS = Did Not Start - DSQ = Disqualified - Q = Qualified


30.07.2010 - 16:27 > 186 riders started

<http://www.uci.ch>

Page 1/5

Finish Judge  
**GUARNIERO Federica (ITA)**

President of the Commissaires' Panel  
**ROBICHON Serge (FRA)**



Timing and Results provided by





# Mountain Bike UCI WORLD CUP

## Val di Sole

PRESENTED BY SHIMANO

### DOWNHILL 5 Val di Sole (ITA) - 30.07.2010

#### Results

#### Qualifying Round

#### Men

Rank	Nr	UCI Code	NAME / First Name	Team	Split 1	Split 2	Finish	Gap	Pts
45	61	FRA19860809	KURTZ Cyrille	LBV	2:04.31 (51)	3:09.62 (48)	<b>3:41.87</b>	+19.98	Q
46	94	FRA19851018	REMY Maxime	SCT	2:03.80 (48)	3:08.99 (46)	<b>3:42.11</b>	+20.22	Q
47	33	AUS19780301	KOVARIK Chris	CRC	2:05.83 (66)	3:10.11 (54)	<b>3:42.36</b>	+20.47	Q
48	48	FRA19860206	GEORGES Pierre Charles	SAF	2:05.48 (61)	3:10.38 (58)	<b>3:42.45</b>	+20.56	Q
49	44	SVK19820410	POLC Filip	MSE	2:03.46 (45)	3:09.70 (49)	<b>3:42.58</b>	+20.69	Q
50	57	GBR19910216	KERR Bernard	NWT	2:05.51 (63)	3:10.15 (55)	<b>3:42.61</b>	+20.72	Q
51	65	POR19870616	POMBO Emanuel		2:04.44 (52)	3:09.90 (51)	<b>3:42.66</b>	+20.77	Q
52	77	GBR19910805	HEATH Harry		2:04.95 (58)	3:10.03 (53)	<b>3:42.85</b>	+20.96	Q
53	109	USA19791121	KEENE Curtis		2:03.93 (50)	3:09.03 (47)	<b>3:42.86</b>	+20.97	Q
54	73	USA19861029	RIFFLE Duncan	GFT	2:05.32 (60)	3:10.69 (59)	<b>3:42.88</b>	+20.99	Q
55	80	ESP19840915	CANALS FLIX Pasqual	XMS	2:05.94 (69)	3:10.27 (56)	<b>3:43.17</b>	+21.28	Q
56	158	GBR19930217	FLOCKHART Sam °	LPI	2:04.74 (54)	3:09.91 (52)	<b>3:43.22</b>	+21.33	Q
57	46	AUT19871013	PEKOLL Markus	SAF	2:03.38 (44)	3:09.73 (50)	<b>3:43.25</b>	+21.36	Q
58	98	GBR19881210	READING Jack		2:04.92 (56)	3:10.89 (61)	<b>3:43.27</b>	+21.38	Q
59	34	GBR19890215	CUNNINGHAM Ruaridh	CRC	2:04.80 (55)	3:10.34 (57)	<b>3:43.31</b>	+21.42	Q
60	75	NZL19790430	RANKIN Nathan	KPB	1:56.76 (12)	3:05.36 (32)	<b>3:43.59</b>	+21.70	Q
61	162	NZL19920414	ROONEY Jed °		2:02.85 (40)	3:11.02 (62)	<b>3:43.86</b>	+21.97	Q
62	69	GER19770808	KLAUSMANN Marcus	GAT	2:06.20 (72)	3:11.82 (63)	<b>3:44.08</b>	+22.19	Q
63	37	GBR19841228	BRAITHWAITE Thomas		2:05.93 (68)	3:10.82 (60)	<b>3:44.15</b>	+22.26	Q
64	118	SUI19870716	GSPAN Dominik		2:06.52 (76)	3:12.06 (64)	<b>3:45.21</b>	+23.32	Q
65	35	FRA19880422	GIORDANENGO Aurélien	MFT	2:05.83 (65)	3:13.03 (68)	<b>3:45.26</b>	+23.37	Q
66	153	SUI19890126	JEANDIN Thomas		2:05.50 (62)	3:12.40 (66)	<b>3:45.68</b>	+23.79	Q
67	41	ESP19900103	FERREIRO PAJUELO Antonio	XMS	2:06.11 (71)	3:12.89 (67)	<b>3:45.87</b>	+23.98	Q
68	154	SUI19880730	FREI Martin		2:06.70 (77)	3:13.79 (71)	<b>3:46.31</b>	+24.42	Q
69	27	AUS19890725	DELFS Mitchell		2:06.71 (78)	3:12.38 (65)	<b>3:46.43</b>	+24.54	Q
70	30	GBR19880420	CATHRO Ben		2:09.32 (89)	3:13.78 (70)	<b>3:46.46</b>	+24.57	Q
71	167	USA19900619	JACKSON Eliot		2:06.73 (79)	3:13.73 (69)	<b>3:46.55</b>	+24.66	Q
72	78	GBR19890206	MEARS Scott		2:10.76 (98)	3:15.15 (77)	<b>3:47.44</b>	+25.55	Q
73	63	GBR19890712	BURTON Oliver		2:08.78 (87)	3:15.02 (76)	<b>3:48.07</b>	+26.18	Q
74	83	SLO19890427	RUTAR Nejc	MBO	2:08.84 (88)	3:15.19 (78)	<b>3:48.17</b>	+26.28	Q
75	70	ITA19851202	MILIVINTI Marco	CPT	2:06.27 (74)	3:14.34 (73)	<b>3:48.22</b>	+26.33	Q
76	186	FRA19910204	LOHNER Alexandre		2:05.68 (64)	3:14.19 (72)	<b>3:48.56</b>	+26.67	Q
77	68	GBR19860916	LAMB Fergus		2:08.48 (85)	3:15.26 (79)	<b>3:48.81</b>	+26.92	Q
78	84	POR19890216	FERREIRA Luis Paulo Vicente		2:05.86 (67)	3:15.82 (82)	<b>3:48.82</b>	+26.93	Q
79	205	NZL19920409	CHAPMAN Rupert °		2:08.13 (83)	3:15.91 (85)	<b>3:49.23</b>	+27.34	Q
80	64	FRA19890421	BIGONI Joris		2:07.80 (82)	3:15.87 (83)	<b>3:49.53</b>	+27.64	Q
81	123	CAN19901020	GAUVIN Yann		2:07.37 (80)	3:15.61 (80)	<b>3:49.59</b>	+27.70	Q
82	96	ITA19870107	COZZI Claudio	THD	1:59.62 (26)	3:14.77 (74)	<b>3:49.63</b>	+27.74	Q
83	106	CZE19860929	BARTA Ondrej		2:09.64 (92)	3:16.39 (87)	<b>3:49.89</b>	+28.00	Q
84	56	FRA19860814	COUSINIE Fabien	BMU	2:09.53 (91)	3:16.91 (88)	<b>3:50.06</b>	+28.17	Q
85	129	SLO19910117	PANDUR Ziga	UTT	2:07.40 (81)	3:14.84 (75)	<b>3:50.08</b>	+28.19	Q
86	124	IRL19880910	WOLFE Daniel		2:08.50 (86)	3:15.79 (81)	<b>3:50.24</b>	+28.35	Q
87	137	FRA19880422	DERONZIER Esteban	MZA	2:05.99 (70)	3:15.90 (84)	<b>3:50.85</b>	+28.96	Q
88	119	AUS19880328	ATKINSON Rhys		2:13.78 (115)	3:18.83 (95)	<b>3:51.31</b>	+29.42	Q

Legend: P = Protected

° = Junior

DNF = Did Not Finish - DNS = Did Not Start - DSQ = Disqualified - Q = Qualified

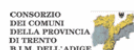
30.07.2010 - 16:27 > 186 riders started

<http://www.uci.ch>

Page 2/5

Finish Judge  
**GUARNIERO Federica (ITA)**

President of the Commissaires' Panel  
**ROBICHON Serge (FRA)**



Timing and Results provided by





# Mountain Bike UCI WORLD CUP

## Val di Sole

PRESENTED BY **SHIMANO**

### DOWNHILL 5 Val di Sole (ITA) - 30.07.2010

#### Results

#### Qualifying Round

Men

Rank	Nr	UCI Code	NAME / First Name	Team	Split 1	Split 2	Finish	Gap	Pts
89	47	GBR19910530	MOLLOY Harry		2:04.62 (53)	3:17.93 (89)	<b>3:51.47</b>	+29.58	
90	62	GBR19860603	SMITH Robert		2:10.21 (93)	3:18.05 (90)	<b>3:51.70</b>	+29.81	
91	227	FIN19921004	LEHTINEN Miikka °		2:04.92 (57)	3:18.18 (92)	<b>3:52.09</b>	+30.20	
92	191	NZL19920219	BAKER Sam °		2:06.46 (75)	3:18.68 (94)	<b>3:52.31</b>	+30.42	
93	198	FRA19930131	PARRET Arthur °	TSP	2:10.28 (94)	3:18.52 (93)	<b>3:52.42</b>	+30.53	
94	P 7	FRA19840612	PEDEMANAUD Fabien	STT	2:15.45 (132)	3:19.86 (99)	<b>3:52.71</b>	+30.82	<b>Q</b>
95	108	ITA19790728	SOTTOCORNOLA Davide	ABG	2:10.75 (97)	3:18.18 (91)	<b>3:52.92</b>	+31.03	
96	145	ITA19911128	GAMENARA Andréa	ABG	2:12.22 (106)	3:19.33 (96)	<b>3:52.93</b>	+31.04	
97	45	AUS19930713	BROSNAN Troy °	MER	2:11.61 (100)	3:21.06 (109)	<b>3:53.26</b>	+31.37	
98	132	GBR19910623	BREWIN Gareth	TSF	2:10.61 (96)	3:19.86 (100)	<b>3:53.41</b>	+31.52	
99	67	COL19900509	GUTIERREZ VILLEGAS Marcelo		2:12.67 (108)	3:19.89 (101)	<b>3:53.71</b>	+31.82	
100	155	FRA19890829	GALLEAN Mathieu	RRT	2:12.02 (104)	3:20.08 (103)	<b>3:53.72</b>	+31.83	
101	165	GBR19881117	WILLIAMS Peter		2:14.79 (128)	3:21.05 (107)	<b>3:54.41</b>	+32.52	
102	208	FRA19920211	ZANONE Thomas °	TSP	2:12.97 (111)	3:21.00 (106)	<b>3:54.61</b>	+32.72	
103	87	GER19871121	HEIN Josua		2:09.34 (90)	3:19.75 (98)	<b>3:54.77</b>	+32.88	
104	72	GER19890805	STRASSER Benny		2:12.14 (105)	3:19.70 (97)	<b>3:54.82</b>	+32.93	
105	169	SUI19901228	LIEBERHERR Janick		2:13.10 (112)	3:21.70 (114)	<b>3:54.86</b>	+32.97	
106	185	SUI19930623	HUNZIKER Freddy °	STT	2:13.51 (113)	3:21.47 (113)	<b>3:55.56</b>	+33.67	
107	122	FIN19860212	LINNALA Visa		2:11.46 (99)	3:20.30 (104)	<b>3:55.62</b>	+33.73	
108	148	POR19930926	CASTRO Carlos °		2:14.67 (127)	3:22.27 (119)	<b>3:55.65</b>	+33.76	
109	113	ITA19880531	VINCENZI Emanuele		2:14.09 (120)	3:21.41 (112)	<b>3:55.78</b>	+33.89	
110	160	FRA19920903	RACAUD Arthur °	USC	2:14.31 (123)	3:22.37 (120)	<b>3:55.81</b>	+33.92	
111	117	GBR19850716	STANBRIDGE Dan	DNT	2:06.22 (73)	3:20.97 (105)	<b>3:56.05</b>	+34.16	
112	143	SLO19880819	JURCA Zan	UTT	2:12.91 (110)	3:21.97 (117)	<b>3:56.08</b>	+34.19	
113	128	SLO19901024	VRECEK Kristjan	UTT	2:13.65 (114)	3:21.25 (110)	<b>3:56.20</b>	+34.31	
114	90	BEL19830209	LENSSENS Kristof		2:12.00 (103)	3:21.77 (115)	<b>3:56.27</b>	+34.38	
114	187	AUT19870908	SIEDER Mario	SAF	2:13.86 (118)	3:21.95 (116)	<b>3:56.27</b>	+34.38	
116	192	GBR19920505	MALLER Jamie °		2:11.87 (101)	3:21.31 (111)	<b>3:56.29</b>	+34.40	
117	213	AUT19921127	GRUBER Manuel °		2:14.49 (125)	3:22.67 (123)	<b>3:56.31</b>	+34.42	
118	178	GBR19920608	WILLIAMSON Greg °		2:11.91 (102)	3:22.10 (118)	<b>3:56.40</b>	+34.51	
119	114	SLO19860330	CESTNIK Jan	UTT	2:12.85 (109)	3:22.77 (125)	<b>3:56.53</b>	+34.64	
120	217	SUI19921204	WEBER Lutz °		2:14.60 (126)	3:22.75 (124)	<b>3:56.62</b>	+34.73	
121	157	FRA19931107	FIGARET Faustin °	TSP	2:13.81 (117)	3:23.05 (126)	<b>3:57.11</b>	+35.22	
122	197	ISR19920517	HASSON Oren °		2:13.78 (115)	3:22.51 (121)	<b>3:57.19</b>	+35.30	
123	156	SUI19921213	WEBER Basil °		2:15.67 (134)	3:23.99 (129)	<b>3:57.43</b>	+35.54	
124	151	FRA19870801	EME David		2:14.89 (130)	3:23.42 (127)	<b>3:57.87</b>	+35.98	
125	166	FRA19890222	VERRIER Benjamin		2:10.29 (95)	3:20.01 (102)	<b>3:57.99</b>	+36.10	
126	86	BEL19910917	GILLES Bertrand		2:17.04 (142)	3:24.75 (131)	<b>3:58.26</b>	+36.37	
127	112	GBR19890505	BOND Alex		2:14.22 (122)	3:22.60 (122)	<b>3:58.30</b>	+36.41	
128	54	GBR19880611	BARNES Joe		2:08.32 (84)	3:16.22 (86)	<b>3:58.34</b>	+36.45	
129	209	NZL19910824	MATTHEWS Tom		2:15.15 (131)	3:24.84 (132)	<b>3:58.46</b>	+36.57	
130	104	CAN19900623	GARSTIN Simon		2:14.42 (124)	3:23.65 (128)	<b>3:59.41</b>	+37.52	
131	201	GBR19920421	GANNICOTT Arran °		2:12.25 (107)	3:21.05 (107)	<b>3:59.81</b>	+37.92	
132	85	NZL19911203	LEACOCK Richard		2:14.06 (119)	3:24.59 (130)	<b>3:59.97</b>	+38.08	

Legend: P = Protected

° = Junior

DNF = Did Not Finish - DNS = Did Not Start - DSQ = Disqualified - Q = Qualified

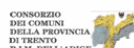
30.07.2010 - 16:27 > 186 riders started

<http://www.uci.ch>

Page 3/5

Finish Judge  
**GUARNIERO Federica (ITA)**

President of the Commissaires' Panel  
**ROBICHON Serge (FRA)**



Timing and Results provided by





# Mountain Bike UCI WORLD CUP

## Val di Sole

PRESENTED BY **SHIMANO**

### DOWNHILL 5 Val di Sole (ITA) - 30.07.2010

#### Results

#### Qualifying Round

#### Men

Rank	Nr	UCI Code	NAME / First Name	Team	Split 1	Split 2	Finish	Gap	Pts
133	230	IRL19900301	LAUGHLAND Scott		2:17.10 (143)	3:25.59 (133)	<b>4:00.10</b>	+38.21	
134	111	CZE19911024	HANAK Martin		2:21.97 (154)	3:27.46 (137)	<b>4:01.17</b>	+39.28	
135	193	SUI19921028	PACCOLAT Marius °		2:16.05 (136)	3:26.76 (135)	<b>4:01.68</b>	+39.79	
136	180	LAT19840614	KISURO Karlis		2:16.62 (137)	3:27.77 (139)	<b>4:01.86</b>	+39.97	
137	207	FRA19920927	CHANUDET Quentin °		2:16.76 (141)	3:27.78 (140)	<b>4:01.92</b>	+40.03	
138	125	ITA19900315	NOREK Justyn		2:16.73 (140)	3:27.30 (136)	<b>4:02.81</b>	+40.92	
139	134	GER19871114	DEBUS Jonathan		2:16.65 (138)	3:26.24 (134)	<b>4:02.95</b>	+41.06	
140	103	NZL19870530	RENNIE James		2:18.08 (146)	3:27.73 (138)	<b>4:03.08</b>	+41.19	
141	168	GER19861229	LUTZELER Willi		2:17.79 (145)	3:28.66 (142)	<b>4:03.14</b>	+41.25	
142	222	ISR19930531	KOPEL Sagi °		2:16.70 (139)	3:29.98 (143)	<b>4:04.11</b>	+42.22	
143	179	GER19920715	HEIM Fabian °		2:15.90 (135)	3:28.06 (141)	<b>4:04.94</b>	+43.05	
144	88	ESP19800620	AGUIN CASTRO Jorge		2:14.11 (121)	3:30.43 (145)	<b>4:05.16</b>	+43.27	
145	231	SWE19890909	ANDERSSON Rikard		2:21.44 (153)	3:31.29 (147)	<b>4:05.19</b>	+43.30	
146	176	FRA19920804	ROUMEAS Anthony °	TSP	2:17.39 (144)	3:30.29 (144)	<b>4:06.02</b>	+44.13	
147	91	NZL19860128	SIMS Daniel		2:14.81 (129)	3:31.48 (148)	<b>4:06.97</b>	+45.08	
148	215	ITA19920709	CAIRE Pietro °	ABG	2:20.51 (151)	3:30.58 (146)	<b>4:07.41</b>	+45.52	
149	95	SWE19900420	HARNSTROM Oscar		2:25.66 (162)	3:32.31 (150)	<b>4:07.61</b>	+45.72	
150	212	FRA19930325	SMANIOTTO Renaud °	USC	2:19.97 (150)	3:32.36 (151)	<b>4:07.82</b>	+45.93	
151	P 19	AUS19821209	ATKINSON Bryn		2:30.49 (169)	3:33.72 (154)	<b>4:08.47</b>	+46.58	<b>Q</b>
152	221	FRA19930802	GIRAUD Julien °	TSP	2:19.58 (149)	3:34.04 (155)	<b>4:09.83</b>	+47.94	
153	171	AUT19770223	JONKE Hendrik			3:32.59 (152)	<b>4:09.91</b>	+48.02	
154	188	FRA19930623	STAEHLE Benjamin °		2:15.45 (133)	3:31.54 (149)	<b>4:09.98</b>	+48.09	
155	120	ITA19911112	PETRUCCI Francesco	ANT	2:27.42 (166)	3:35.66 (156)	<b>4:09.99</b>	+48.10	
156	164	POR19920411	PEREIRA Frederico °		2:18.80 (147)	3:37.11 (158)	<b>4:10.26</b>	+48.37	
157	184	SUI19791021	TIREFORT Fabrice		2:23.86 (157)	3:35.76 (157)	<b>4:12.05</b>	+50.16	
158	174	USA19920804	COUTURE Alex °		2:24.38 (160)	3:37.51 (159)	<b>4:12.96</b>	+51.07	
159	199	AUT19910821	WILHELM Florian		2:23.28 (156)	3:38.04 (160)	<b>4:14.28</b>	+52.39	
160	163	SVK19880416	NOVACIK Peter		2:21.41 (152)	3:32.61 (153)	<b>4:14.40</b>	+52.51	
161	181	SVK19920717	LISKA Tomas °		2:23.01 (155)	3:38.74 (161)	<b>4:14.52</b>	+52.63	
162	203	CZE19920918	MATYAS Petr °		2:24.37 (159)	3:38.78 (162)	<b>4:15.17</b>	+53.28	
162	210	FRA19930511	BOUCHEROT Tanguy °	USC	2:28.76 (168)	3:40.04 (165)	<b>4:15.17</b>	+53.28	
164	172	GBR19920226	POWELL Alex °	TSF	2:31.05 (170)	3:40.75 (166)	<b>4:15.33</b>	+53.44	
165	225	USA19891225	STACHENFELD Amado		2:26.61 (164)	3:39.74 (163)	<b>4:15.34</b>	+53.45	
166	126	AUS19870504	BARLIN Chris		2:26.15 (163)	3:40.03 (164)	<b>4:16.59</b>	+54.70	
167	200	AUS19920305	LAVIS Daniel °		2:27.83 (167)	3:41.72 (168)	<b>4:17.94</b>	+56.05	
168	183	ISR19920414	YANOWSKI Aviv °		2:25.28 (161)	3:43.79 (170)	<b>4:19.54</b>	+57.65	
169	175	CZE19930825	HAJEK Bohumil °		2:23.96 (158)	3:41.67 (167)	<b>4:19.91</b>	+58.02	
170	204	NZL19911121	MCCONACHIE Nicholas		2:19.44 (148)	3:42.84 (169)	<b>4:20.24</b>	+58.35	
171	195	GER19930720	BÜNNEMANN Philipp °		2:33.04 (171)	3:48.00 (171)	<b>4:24.36</b>	+1:02.47	
172	152	GER19910613	EYSHOLDT Wolfgang		2:39.43 (174)	3:51.33 (174)	<b>4:26.93</b>	+1:05.04	
173	93	NZL19910205	KING Freddie		2:42.13 (176)	3:50.37 (173)	<b>4:27.80</b>	+1:05.91	
174	224	AUT19901223	SCHARFETTER Benjamin		2:26.79 (165)	3:49.71 (172)	<b>4:27.84</b>	+1:05.95	
175	189	SUI19890901	CORREVON Nils		2:46.24 (178)	3:53.93 (176)	<b>4:29.47</b>	+1:07.58	
175	82	RSA19870106	POTGIETER Johann		2:43.50 (177)	3:54.13 (177)	<b>4:29.47</b>	+1:07.58	

Legend: P = Protected

° = Junior

DNF = Did Not Finish - DNS = Did Not Start - DSQ = Disqualified - Q = Qualified


30.07.2010 - 16:27 > 186 riders started

<http://www.uci.ch>

Page 4/5

Finish Judge  
**GUARNIERO Federica (ITA)**

President of the Commissaires' Panel  
**ROBICHON Serge (FRA)**



Timing and Results provided by





# Mountain Bike UCI WORLD CUP

## Val di Sole

PRESENTED BY **SHIMANO**

### DOWNHILL 5 Val di Sole (ITA) - 30.07.2010

#### Results

#### Qualifying Round

#### Men

Rank	Nr	UCI Code	NAME / First Name	Team	Split 1	Split 2	Finish	Gap	Pts
177	<b>216</b>	AUT19900521	PLANITZER Markus		2:37.72 (172)	3:51.63 (175)	<b>4:30.48</b>	+1:08.59	
178	<b>130</b>	AUS19880203	AYLING Benjamin		2:38.06 (173)	3:57.90 (178)	<b>4:35.72</b>	+1:13.83	
179	<b>223</b>	BEL19920115	VAN MEIRVENNE Jony °		2:41.58 (175)	4:01.95 (179)	<b>4:39.91</b>	+1:18.02	
180	<b>P 16</b>	SUI19870917	BEER Nick	STT	3:03.94 (181)	4:08.71 (181)	<b>4:42.28</b>	+1:20.39	<b>Q</b>
181	<b>149</b>	GBR19930511	SCOTT Mark °		2:51.62 (180)	4:08.53 (180)	<b>4:44.55</b>	+1:22.66	
182	<b>81</b>	USA19900326	SCHUSLER Joey	YET	3:19.76 (183)	4:28.94 (183)	<b>5:05.45</b>	+1:43.56	
183	<b>196</b>	AUT19900225	REINBACHER Mario		2:47.94 (179)	4:24.12 (182)	<b>5:17.97</b>	+1:56.08	
184	<b>226</b>	ITA19930408	MARSIGLIETTI Nicolo °	ANT	3:08.65 (182)	4:47.42 (184)	<b>5:27.63</b>	+2:05.74	
	<b>101</b>	AUT19900121	TETZLAFF Boris	GAT			<b>DNF</b>		
	<b>147</b>	FRA19920911	CHOLLEY Geoffrey °	LBV			<b>DNF</b>		
	<b>25</b>	IRL19860324	REID Ben	DNT			<b>DNS</b>		
	<b>38</b>	BEL19830323	VINK Nico				<b>DNS</b>		
	<b>79</b>	GBR19891105	HUTCHENS Chris				<b>DNS</b>		
	<b>102</b>	POR19850205	POMBO Daniel				<b>DNS</b>		
	<b>110</b>	SUI19880816	PEYER Lars	SCT			<b>DNS</b>		
	<b>133</b>	FRA19900706	COLOMB Yannick				<b>DNS</b>		
	<b>138</b>	ITA19860130	MICHELIS Davide	SSP			<b>DNS</b>		
	<b>139</b>	USA19930219	MULALLY Neko °	TRK			<b>DNS</b>		
	<b>144</b>	SUI19900718	ROSCHI Roman				<b>DNS</b>		
	<b>170</b>	IRL19861024	WOLFE Gerard				<b>DNS</b>		
	<b>182</b>	ARG19931002	CISNEROS Gustavo °				<b>DNS</b>		
	<b>211</b>	SUI19910819	PFISTER Fabian				<b>DNS</b>		
	<b>220</b>	CZE19930116	PETELIK Marek °				<b>DNS</b>		

Legend: P = Protected

° = Junior

DNF = Did Not Finish - DNS = Did Not Start - DSQ = Disqualified - Q = Qualified

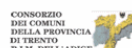
30.07.2010 - 16:27 > 186 riders started

<http://www.uci.ch>

Page 5/5

Finish Judge  
**GUARNIERO Federica (ITA)**

President of the Commissaires' Panel  
**ROBICHON Serge (FRA)**



Timing and Results provided by





# Mountain Bike UCI WORLD CUP

## Val di Sole

PRESENTED BY SHIMANO

### DOWNHILL 5 Val di Sole (ITA) - 29.07.2010

#### Results

#### Timed Training Session

#### Men

Rank	Nr	NAME / First Name	Nation	Run 1		Run 2		Run 3		Best
				Split	Finish	Split	Finish	Split	Finish	Gap
1	24	PASCAL Mickael	FRA	2:18.14	4:10.79	2:15.59	4:08.38	2:12.32	4:01.88	<b>4:01.88</b>
				3:33.01		3:29.11		3:24.83		+00.00
2	29	DALE Sam	GBR	2:15.75	4:04.27	-	-	-	-	<b>4:04.27</b>
				3:26.91		-		-		+02.39
3	9	SPAGNOLO Damien	FRA	2:15.87	4:04.90	-	-	-	-	<b>4:04.90</b>
		MONDRAKER FACTORY TEAM		3:27.38		-		-		+03.02
4	70	MILIVINTI Marco	ITA	3:25.27	5:26.53	2:18.37	4:11.97	2:17.50	4:08.63	<b>4:08.63</b>
		TEAM CINGOLANI - PROTONE		4:47.19		3:33.16		3:29.78		+06.75
5	31	MASTERS Wyn	NZL	2:20.35	4:18.18	2:16.48	4:13.13	-	-	<b>4:13.13</b>
		KENDA-PLAYBIKER		-		3:35.35		-		+11.25
6	71	SUDING Lorenzo	ITA	2:21.88	4:17.99	-	-	-	-	<b>4:17.99</b>
				3:38.98		-		-		+16.11
7	66	BRAYTON Adam	GBR	2:26.70	4:30.75	2:24.68	4:19.14	-	-	<b>4:19.14</b>
				3:43.35		3:42.11		-		+17.26
8	49	GRACIA Cédric	FRA	2:32.89	4:30.99	-	-	-	-	<b>4:30.99</b>
				3:51.95		-		-		+29.11
9	2	ATHERTON Gee	GBR	2:23.97	4:41.47	-	-	-	-	<b>4:41.47</b>
		COMMENCAL		4:03.54		-		-		+39.59
10	65	POMBO Emanuel	POR	2:42.00	4:45.91	-	-	-	-	<b>4:45.91</b>
				4:04.46		-		-		+44.03
11	62	SMITH Robert	GBR	2:42.41	4:59.40	2:57.19	5:00.23	-	-	<b>4:59.40</b>
				4:15.88		4:17.78		-		+57.52
12	52	BRANNIGAN George °	NZL	2:40.45	4:59.63	-	-	-	-	<b>4:59.63</b>
		ANCILLOTTI DOGANACCIA RACING TEAM		4:20.26		-		-		+57.75
13	67	GUTIERREZ VILLEGAS Marcelo	COL	3:02.29	5:03.88	-	-	-	-	<b>5:03.88</b>
				4:21.21		-		-		+1:02.00
14	79	HUTCHENS Chris	GBR	5:18.76	8:46.45	2:57.36	5:40.64	-	-	<b>5:40.64</b>
				8:04.43		5:00.71		-		+1:38.76
15	45	BROSNAN Troy °	AUS	3:22.92	5:58.80	-	-	-	-	<b>5:58.80</b>
		MONSTER ENERGY / SPECIALIZED / MAD CATZ		5:06.83		-		-		+1:56.92
16	41	FERREIRO PAJUELO Antonio	ESP	3:53.50	6:07.44	-	-	-	-	<b>6:07.44</b>
		XMS RACING SQUAD		5:30.86		-		-		+2:05.56
17	14	O'CONNOR Shaun	AUS	2:45.27	6:08.38	-	-	-	-	<b>6:08.38</b>
		KENDA-PLAYBIKER		5:17.28		-		-		+2:06.50
18	30	CATHRO Ben	GBR	3:20.92	6:11.23	4:19.06	6:13.53	-	-	<b>6:11.23</b>
				5:31.68		5:33.60		-		+2:09.35
19	50	GUARDIA PASCUAL Bernat	ESP	3:40.24	6:16.11	-	-	-	-	<b>6:16.11</b>
		MASSI TEAM		5:33.28		-		-		+2:14.23
20	68	LAMB Fergus	GBR	5:20.69	7:53.26	3:44.38	6:25.60	-	-	<b>6:25.60</b>
				7:10.95		5:40.28		-		+2:23.72
21	19	ATKINSON Bryn	AUS	4:32.50	10:01.26	3:02.08	7:13.06	-	-	<b>7:13.06</b>
				9:22.14		4:39.07		-		+3:11.18
22	64	BIGONI Joris	FRA	5:23.09	8:46.43	5:21.50	7:30.76	-	-	<b>7:30.76</b>
				6:45.24		6:34.55		-		+3:28.88

Legend: ° = Junior



**DOWNHILL 5**  
**Val di Sole (ITA) - 29.07.2010**

**Results**

**Timed Training Session**

**Men**

Rank	Nr	NAME / First Name	Nation	Run 1		Run 2		Run 3		Best Gap
				Split	Finish	Split	Finish	Split	Finish	
23	54	<b>BARNES Joe</b>	<b>GBR</b>	5:29.34	8:04.99	4:45.27	7:34.32	-	-	<b>7:34.32</b>
				7:23.01		6:53.11		-	-	+3:32.44
24	28	<b>SMITH Joseph</b>	<b>GBR</b>	3:34.69	8:45.86	-	-	-	-	<b>8:45.86</b>
		KONA		8:03.12		-		-	-	+4:43.98
25	3	<b>BLENKI NSOP Samuel</b>	<b>NZL</b>	7:27.90	9:18.92	-	-	-	-	<b>9:18.92</b>
		LAPIERRE INTERNATIONAL		8:42.35		-		-	-	+5:17.04
26	63	<b>BURTON Oliver</b>	<b>GBR</b>	5:46.65	9:35.18	-	-	-	-	<b>9:35.18</b>
				8:54.83		-		-	-	+5:33.30
27	77	<b>HEATH Harry</b>	<b>GBR</b>	3:45.14	9:42.14	-	-	-	-	<b>9:42.14</b>
				6:47.73		-		-	-	+5:40.26
28	35	<b>GIORDANENGO Aurélien</b>	<b>FRA</b>	5:03.41	10:01.52	-	-	-	-	<b>10:01.52</b>
		MONDRAKER FACTORY TEAM		7:58.95		-		-	-	+5:59.64
29	78	<b>MEARS Scott</b>	<b>GBR</b>	6:25.71	10:24.90	-	-	-	-	<b>10:24.90</b>
				9:01.05		-		-	-	+6:23.02
30	61	<b>KURTZ Cyrille</b>	<b>FRA</b>	6:03.39	10:40.38	-	-	-	-	<b>10:40.38</b>
		TEAM LAC BLANC MASSIF DES VOSGES		9:51.58		-		-	-	+6:38.50
31	47	<b>MOLLOY Harry</b>	<b>GBR</b>	7:25.19	12:57.37	-	-	-	-	<b>12:57.37</b>
				12:18.28		-		-	-	+8:55.49
32	4	<b>FAIRCLOUGH Brendan</b>	<b>GBR</b>	7:12.70	13:23.64	-	-	-	-	<b>13:23.64</b>
		MONSTER ENERGY / SPECIALIZED / MAD CATZ		12:44.90		-		-	-	+9:21.76
33	59	<b>THOMAS Richard</b>	<b>GBR</b>	8:31.33	13:30.10	-	-	-	-	<b>13:30.10</b>
				12:31.40		-		-	-	+9:28.22
34	46	<b>PEKOLL Markus</b>	<b>AUT</b>	6:19.49	14:30.45	-	-	-	-	<b>14:30.45</b>
		SOLID ACLASS FACTORY TEAM		13:47.40		-		-	-	+10:28.57

Legend: ° = Junior